

## MAKEUP DIRECTIONS

### PANCAKE MAKEUP:

Crumble  $\frac{1}{4}$  -  $\frac{1}{2}$  tsp makeup into mixing cup. Add a few drops water to form a thin paste. Apply a thin layer with flat end of sponge.

Hint: Apply a very thin coat of A & D ointment or Vaseline to the face before applying pancake makeup. This fills in the pores and protects the skin from drying out. After removing the makeup, apply a moisturizer.

Crème: Apply to "T area" and cheekbones. Blend until face is evenly covered. Use setting powder.

### BLUSH:

Apply lipstick and blend on cheekbones or use your own blush.

### LIPSTICK:

Apply lipstick, then lightly powder with setting powder. This helps keep lipstick from smearing. Repeat if necessary.

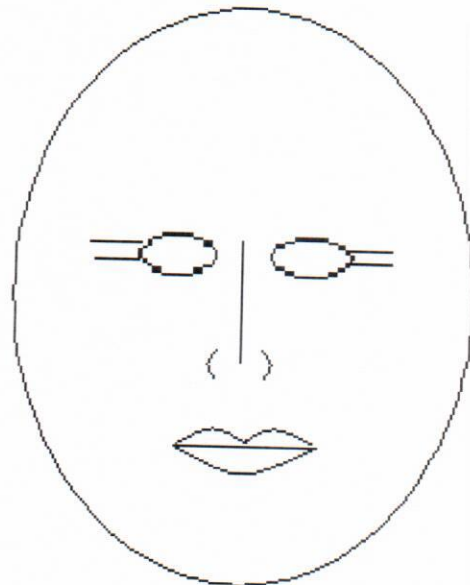
### EYES:

Apply false eyelashes. (Females only)

Use black mascara on top & bottom lashes.

Apply eyeliner to top lid at base of lashes, on outer  $\frac{1}{3}$  edge of bottom lid. Extend ends out in parallel lines.

ANGEL  
APPRENTICES  
BALLERINA DOLL  
BATTLE SCENE DOLLS  
BON BONS  
CANDY CANE  
CHOCOLATE  
CINAMMON STICKS  
COFEE  
FAIRY GODMOTHER  
FEMALE PARTY GUESTS  
FLOWERS  
GUM DROPS  
MAIDS  
MALES  
MARIE  
MARIE'S FRIENDS  
MARZIPAN  
MOOR DOLL  
SNOW  
SWEET TOFFEE  
TEA



## MAKEUP DIRECTIONS

## MOTHER GINGER KID

### PANCAKE MAKEUP:

Dry: Crumble  $\frac{1}{4}$  -  $\frac{1}{2}$  tsp makeup into mixing cup. Add a few drops water to form a thin paste. Apply with flat end of sponge.

Hint: Apply a very thin coat of A & D ointment or Vaseline to the face before applying pancake makeup. This fills in the pores and protects the skin from drying out. After removing makeup, apply a moisturizer.

Crème: Apply to "T area" and cheekbones. Blend until face is evenly covered. Use setting powder.

### CHEEKS:

Two methods are used for the cheek circles. CHECK WITH THE DESK TO FIND OUT WHICH TO USE.

1. Duct tape circles: If this is the method used, the desk will supply the circles.
2. Lipstick: If this is the method used, draw 2" diameter circle on with lipstick. Apply setting powder. Outline with black eyeliner

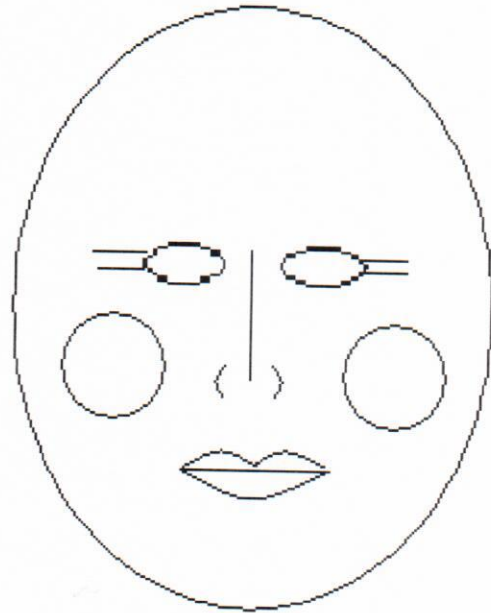
### LIPSTICK:

Apply lipstick, then lightly powder with setting powder. This helps keep lipstick from smearing. Repeat if necessary.

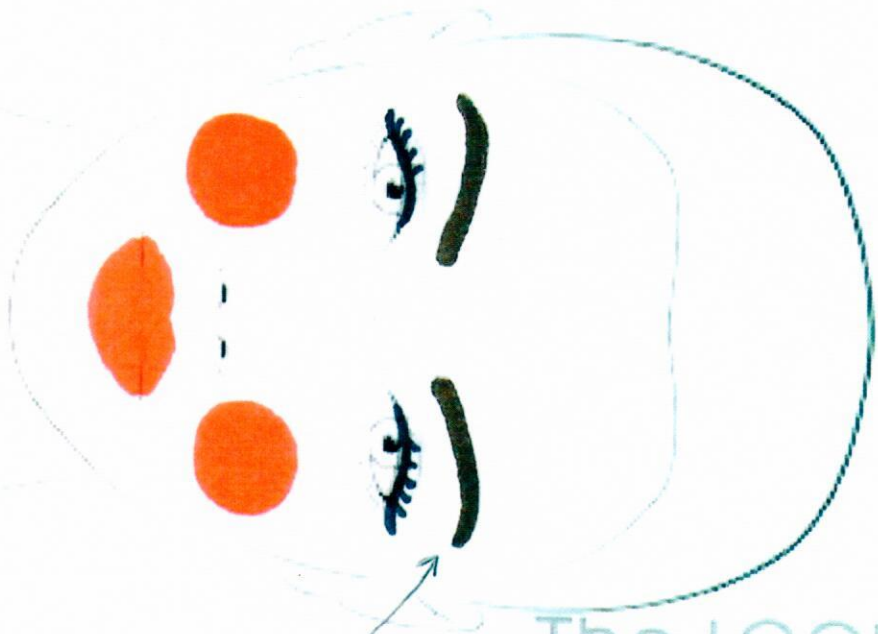
### EYES:

Use black mascara on top & bottom lashes.

Apply eyeliner to top lid at base of lashes, on outer 1/3 edge of bottom lid. Extend ends out from outer corner.



# Cavalry / Soldier / 1st Lieutenant



The LOOK

## PRODUCTS

Skin tone

Face

Red duct tape circles  
if allergy matte red  
lipstick

Checks

Black eyeliner

Eyes

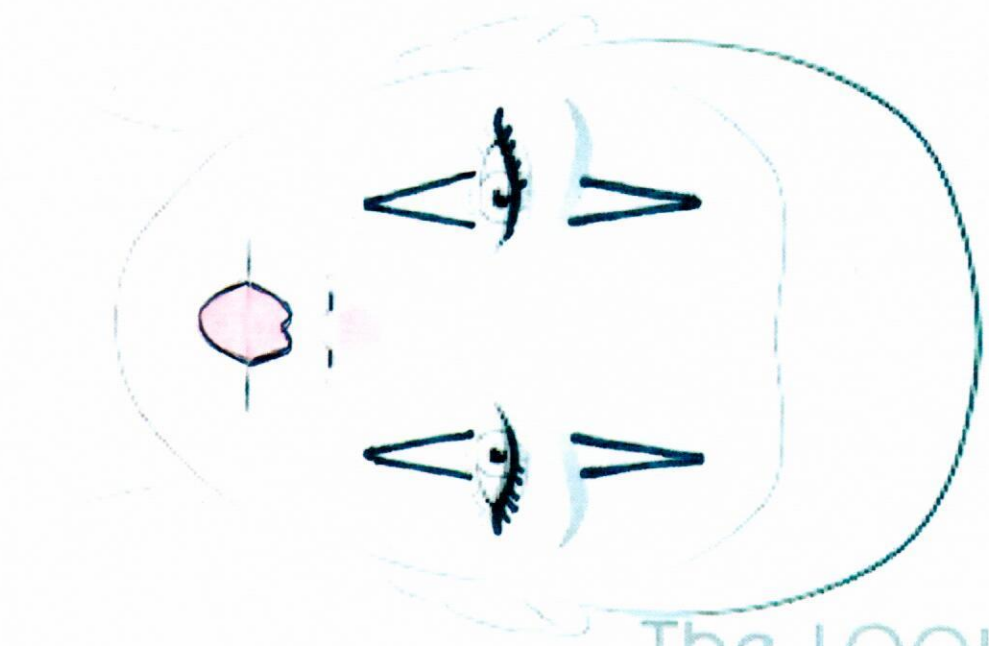
 and mascara

Darken brown brows

Matte red lip

Lips

# Harlequins



The LOOK

## PRODUCTS

### Face

skin tone  
pink dime sized circle  
on end of nose

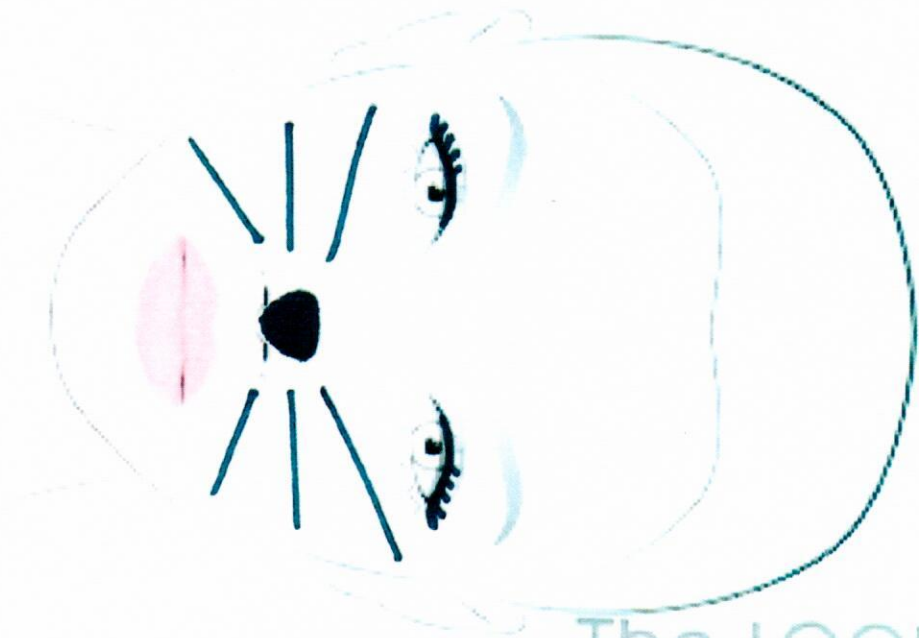
### Cheeks

N/A

### Eyes

Black eyeliner  
 and mascara  
 triangles coming from iris of  
 eye above brow and below eye  
 Pink cupid lip  
 with thin black  
 outline

# Little Mice



## The LOOK

## PRODUCTS

Skin tone

round black triangle  
on tip of nose

3 long black

whiskers on each cheek

Black liner

~~Black~~ and mascara

Pink matte lip

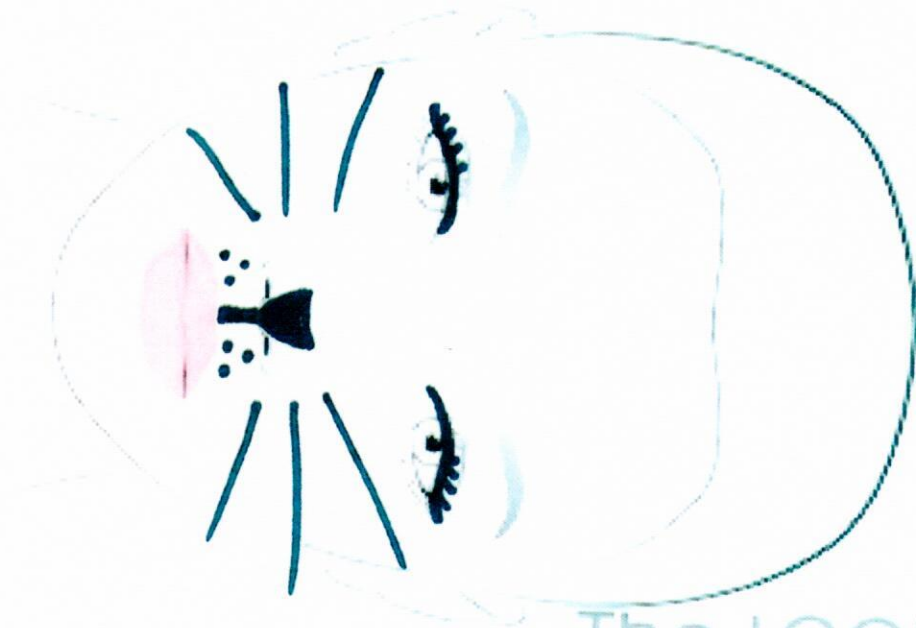
Face

Cheeks

Eyes

Lips

# Big Mice



## The LOOK

## PRODUCTS

Skin tone

Blaze nose - hour glass

Shape to top of lip

3 long whiskers on each cheek

Face

Checks

Black liner

~~eyeliner~~ and mascara


Eyes

Pink lip

3 black dots above each side of the lip

Lips

# Pralines



The LOOK

## PRODUCTS

skin tone

Face

Pink duct tape circles.

Checks

If allergic then pink matte lipstick

Eyes

- Black liner on lash line

- Wispies / mascara

- 5 black lines coming from lower eye lid to cheek bone

Lips


- Vanity and Glamour

Hot Gauri Summer

Pine rounded heart

thin outline in black

# Rag Dolls



The LOOK

## PRODUCTS

skin tone

Face

~~Black~~ freckles

Checks

spaced a pinny finger distance apart

Eyes

- Black eyeliner

- wisps and mascara

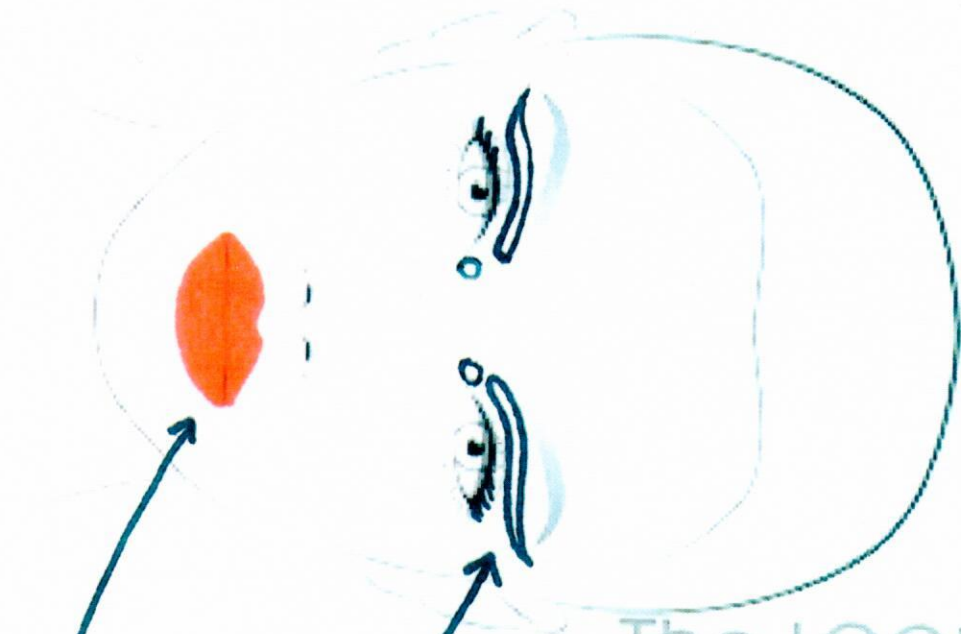
- 5 long lashes from lash line to brow

Matte red lip

Lips



# Sweets



The LOOK

PRODUCTS

skin tone

Face

- Black eyeliner on lash line
  - ~~Black~~ - wispy / mascara
  - Dot at inner corner of eye and icing line across middle of eyelid in
- RED lip
- Eyes  
lips
- CREME white